

- In accordance with IEC 61247
- Particularly suitable for power transformers and energy storage chokes
- PM cores are supplied in sets

Magnetic characteristics (per set)

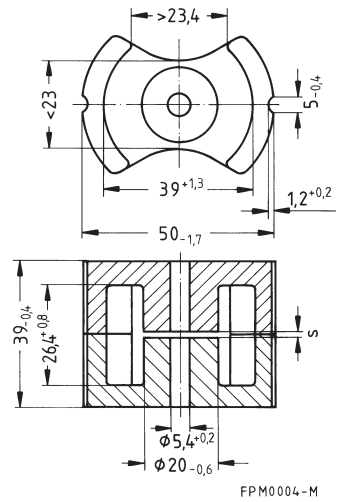
$$\Sigma l/A = 0,227 \text{ mm}^{-1}$$

$$l_e = 84 \text{ mm}$$

$$A_e = 370 \text{ mm}^2$$

$$A_{\min} = 280 \text{ mm}^2$$

$$V_e = 31\,000 \text{ mm}^3$$

Approx. weight 140 g/set

Gapped

Material	A_L value nH	s approx. mm	μ_e	Ordering code
N27	250 ± 3 %	2,00	45	B65646-A250-A27
	630 ± 3 %	0,63	114	B65646-A630-A27

Ungapped

Material	A_L value nH	μ_e	$A_{L1\min}$ nH	P_V W/set	Ordering code
N27	7400 + 30/- 20 %	1330	5000	4,2 (200 mT, 25 kHz, 100 °C)	B65646-A-R27
N87	7400 + 30/- 20 %	1330	5000	15,5 (200 mT, 100 kHz, 100 °C)	B65646-A-R87

Coil former

Material: GFR polyterephthalate (UL 94 V-0, insulation class to IEC 60085:
 $F \triangleq$ max. operating temperature 155 °C), color code black

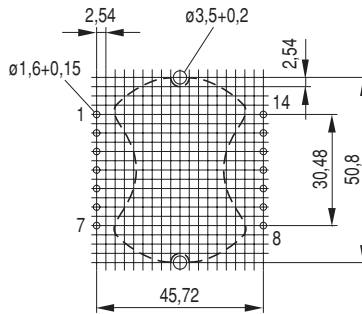
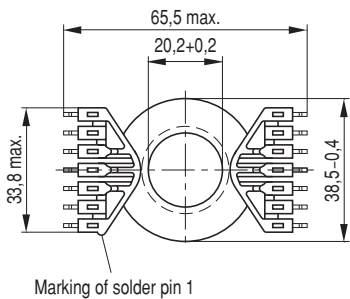
Solderability: to IEC 60068-2-20, test Ta, method 1 (aging 3): 235 °C, 2 s

Resistance to soldering heat: to IEC 60068-2-20, test Tb, method 1B: 350 °C, 3,5 s

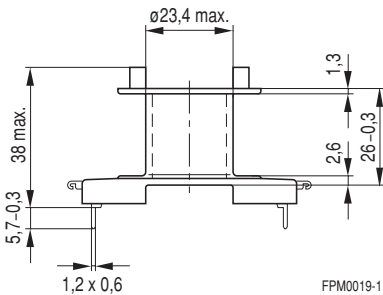
Winding: see "Processing Notes", page 154

Also available without solder pins

Sections	A_N mm ²	l_N mm	A_R value $\mu\Omega$	Solder pins	Ordering code
1	154	96,8	21,6	14	B65647-B1014-T1
1	154	96,8	21,6	—	B65647-A1000-T1



Hole arrangement
 View in mounting direction



FPM0019-1

Mounting assembly

- For chassis mounting¹⁾ or printed circuit boards
- The set comprises a yoke and a base plate
- Fixing nuts M3 and washers are supplied

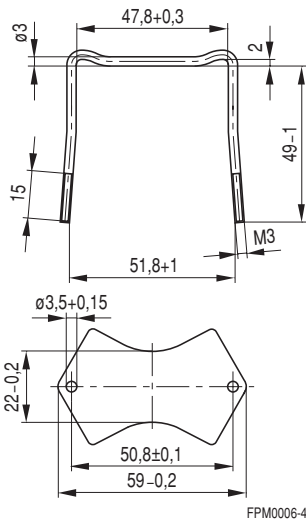
Yoke

- Material: Brass clamping yoke (\varnothing 3 mm) with thread

Base plate

- Material: Aluminum (0,6 mm)

	Ordering code
Complete mounting assembly including nuts and washers	B65647-A2000



1) On a chassis the coil former must be mounted with its solder pins upward.

Herausgegeben von EPCOS AG

Marketing Kommunikation, Postfach 80 17 09, 81617 München, DEUTSCHLAND

© EPCOS AG 2000. Alle Rechte vorbehalten. Vervielfältigung, Veröffentlichung, Verbreitung und Verwertung dieser Broschüre und ihres Inhalts ohne ausdrückliche Genehmigung der EPCOS AG nicht gestattet.

Mit den Angaben in dieser Broschüre werden die Bauelemente spezifiziert, keine Eigenschaften zugesichert. Bestellungen unterliegen den vom ZVEI empfohlenen Allgemeinen Lieferbedingungen für Erzeugnisse und Leistungen der Elektroindustrie, soweit nichts anderes vereinbart wird.

Diese Broschüre ersetzt die vorige Ausgabe.

Fragen über Technik, Preise und Liefermöglichkeiten richten Sie bitte an den Ihnen nächstgelegenen Vertrieb der EPCOS AG oder an unsere Vertriebsgesellschaften im Ausland.

Bauelemente können aufgrund technischer Erfordernisse Gefahrstoffe enthalten. Auskünfte darüber bitten wir unter Angabe des betreffenden Typs ebenfalls über die zuständige Vertriebsgesellschaft einzuholen.

Published by EPCOS AG

Marketing Communications, P.O. Box 80 17 09, 81617 Munich, GERMANY

© EPCOS AG 2000. All Rights Reserved. Reproduction, publication and dissemination of this brochure and the information contained therein without EPCOS' prior express consent is prohibited.

The information contained in this brochure describes the type of component and shall not be considered as guaranteed characteristics. Purchase orders are subject to the General Conditions for the Supply of Products and Services of the Electrical and Electronics Industry recommended by the ZVEI (German Electrical and Electronic Manufacturers' Association), unless otherwise agreed.

This brochure replaces the previous edition.

For questions on technology, prices and delivery please contact the Sales Offices of EPCOS AG or the international Representatives.

Due to technical requirements components may contain dangerous substances. For information on the type in question please also contact one of our Sales Offices.