

- Recommended for xDSL applications with transformer height constraints
- Low-profile version of EP13 (1,6 mm lower than EP13)
- Distortion performance close to EP13
- Fully compatible with EP13 coils
- EPO cores are supplied in sets

**Magnetic characteristics (per set)**

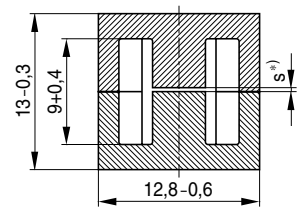
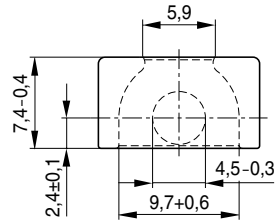
$$\Sigma l/A = 1,34 \text{ mm}^{-1}$$

$$l_e = 25,8 \text{ mm}$$

$$A_e = 19,3 \text{ mm}^2$$

$$A_{\min} = 14,9 \text{ mm}^2$$

$$V_e = 498 \text{ mm}^3$$

**Approx. weight 3 g/set**


\*) gapped (one-sided)

FEP0025-L

**Gapped**

Material	$A_L$ value nH	s approx. mm	$\mu_e$	Ordering code
T38 <sup>1)</sup>	63 ± 3 %	0,38	67	B65843-P63-A38
	100 ± 3 %	0,24	106	B65843-P100-A38
	160 ± 4 %	0,15	170	B65843-P160-B38
	200 ± 4 %	0,12	213	B65843-P200-B38
	250 ± 5 %	0,09	266	B65843-P250-J38
	315 ± 6 %	0,07	335	B65843-P315-C38
	400 ± 7 %	0,06	426	B65843-P400-E38
T57 <sup>1)</sup>	63 ± 3 %	0,38	67	B65843-P63-A57
	100 ± 3 %	0,24	106	B65843-P100-A57
	160 ± 4 %	0,15	170	B65843-P160-B57
	200 ± 4 %	0,12	213	B65843-P200-B57
	250 ± 5 %	0,09	266	B65843-P250-J57
	315 ± 6 %	0,07	335	B65843-P315-C57
	400 ± 7 %	0,06	426	B65843-P400-E57

**Ungapped**

Material	$A_L$ value nH	$\mu_e$	Ordering code
T57 <sup>1)</sup>	2400 + 30/- 20 %	2470	B65843-P-R57
T38 <sup>1)</sup>	6600 + 40/- 30 %	6910	B65843-P-Y38

1) Preliminary data

**Coil former, pins squared**

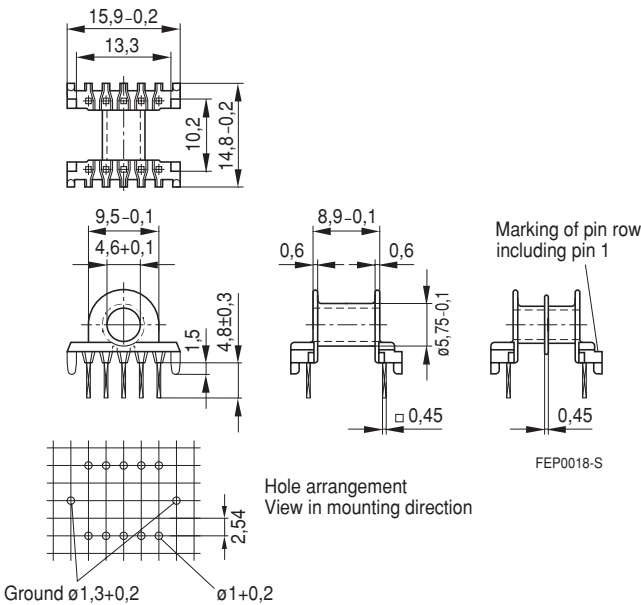
Material: GFR thermosetting plastic; UL 94 V-0, insulation class to IEC 60085:  
 B65844-C: F  $\triangle$  max. operating temperature 155 °C; color code green  
 B65844-W: H  $\triangle$  max. operating temperature 180 °C; color code black

Solderability: to IEC 60068-2-20, test Ta, method 1 (aging 3): 235 °C, 2 s

Resistance to soldering heat: to IEC 60068-2-20, test Tb, method 1B: 350 °C, 3,5 s

Winding: see "Processing Notes", page 156

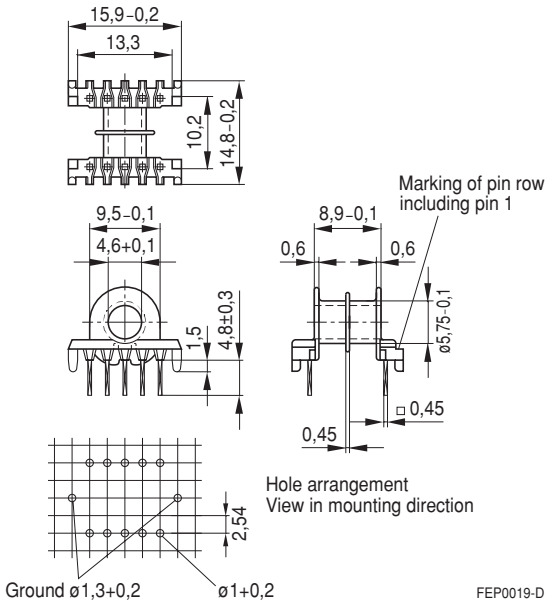
Sections	$A_N$ mm <sup>2</sup>	$l_N$ mm	$A_R$ value $\mu\Omega$	Terminals	Ordering code
1	14,3	23,8	57,1	10	B65844-W1010-D1
2	13,9	23,8	58,9	10	B65844-C1010-D2



**Coil former with closed center flange for high-voltage applications**

Material: GFR thermosetting plastic (UL 94 V-0, insulation class to IEC 60085:  
 $H \triangleq$  max. operating temperature 180 °C), color code black  
 Solderability: to IEC 60068-2-20, test Ta, method 1 (aging 3): 235 °C, 2 s  
 Resistance to soldering heat: to IEC 60068-2-20, test Tb, method 1B: 350 °C, 3,5 s  
 Winding: see "Processing Notes", page 156  
 Squared pins

Sections	$A_N$ mm <sup>2</sup>	$l_N$ mm	$A_R$ value $\mu\Omega$	Terminals	Ordering code
2	13,9	23,8	58,9	10	B65844-X1010-D2



FEP0019-D

**SMD coil former with U terminals**

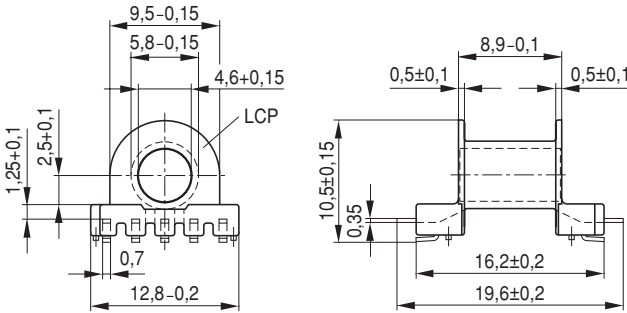
Material: GFR liquid crystal polymer (UL 94 V-0, insulation class to IEC 60085: F  $\triangleq$  max. operating temperature 155 °C), color code black

Solderability: to IEC 60068-2-20, Test Ta, method 1 (aging 3): 235 °C, 2 s

Resistance to soldering heat: to IEC 60068-2-20, test Tb, method 1B: 350 °C, 3,5 s  
permissible soldering temperature for wire-wrap connection on coil former: 400°C, 1 s

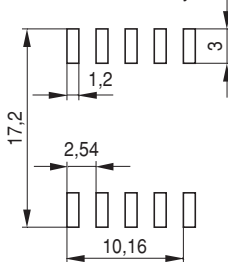
Winding: see "Processing Notes", page 160

Sections	$A_N$ mm <sup>2</sup>	$l_N$ mm	$A_R$ value $\mu\Omega$	Terminals	Ordering code
1	14,1	23,8	58,2	10	B65844-F1110-T1



FEP0024-K

Recommended PCB layout



**Herausgegeben von EPCOS AG**

**Marketing Kommunikation, Postfach 80 17 09, 81617 München, DEUTSCHLAND**

© EPCOS AG 2000. Alle Rechte vorbehalten. Vervielfältigung, Veröffentlichung, Verbreitung und Verwertung dieser Broschüre und ihres Inhalts ohne ausdrückliche Genehmigung der EPCOS AG nicht gestattet.

Mit den Angaben in dieser Broschüre werden die Bauelemente spezifiziert, keine Eigenschaften zugesichert. Bestellungen unterliegen den vom ZVEI empfohlenen Allgemeinen Lieferbedingungen für Erzeugnisse und Leistungen der Elektroindustrie, soweit nichts anderes vereinbart wird.

Diese Broschüre ersetzt die vorige Ausgabe.

Fragen über Technik, Preise und Liefermöglichkeiten richten Sie bitte an den Ihnen nächstgelegenen Vertrieb der EPCOS AG oder an unsere Vertriebsgesellschaften im Ausland.

Bauelemente können aufgrund technischer Erfordernisse Gefahrstoffe enthalten. Auskünfte darüber bitten wir unter Angabe des betreffenden Typs ebenfalls über die zuständige Vertriebsgesellschaft einzuholen.

**Published by EPCOS AG**

**Marketing Communications, P.O. Box 80 17 09, 81617 Munich, GERMANY**

© EPCOS AG 2000. All Rights Reserved. Reproduction, publication and dissemination of this brochure and the information contained therein without EPCOS' prior express consent is prohibited.

The information contained in this brochure describes the type of component and shall not be considered as guaranteed characteristics. Purchase orders are subject to the General Conditions for the Supply of Products and Services of the Electrical and Electronics Industry recommended by the ZVEI (German Electrical and Electronic Manufacturers' Association), unless otherwise agreed.

This brochure replaces the previous edition.

For questions on technology, prices and delivery please contact the Sales Offices of EPCOS AG or the international Representatives.

Due to technical requirements components may contain dangerous substances. For information on the type in question please also contact one of our Sales Offices.