

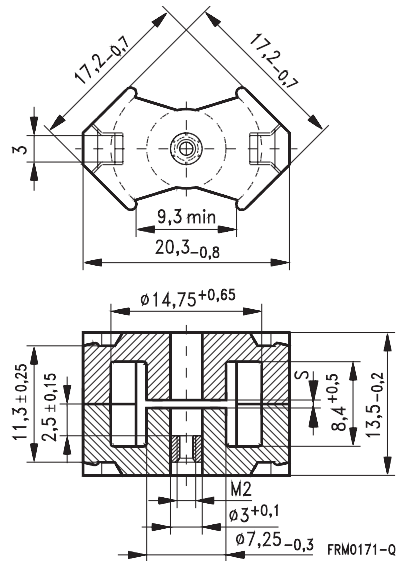
- In accordance with IEC 60431
- Core without center hole for transformer applications
- RM cores are supplied in sets

Magnetic characteristics (per set)

	with center hole	without center hole	
$\Sigma l/A$	0,74	0,7	mm ⁻¹
l_e	29,8	30,4	mm
A_e	40	43	mm ²
A_{min}	—	39	mm ²
V_e	1 200	1 340	mm ³

Approx. weight (per set)

m	6,5	7,2	g


Gapped

Material	A_L value nH	s approx. mm	μ_e	Ordering code ¹⁾ -A with center hole -N with threaded sleeve -J without center hole
N41	160 ± 5 % 250 ± 5 %	0,30 0,18	89 139	B65819-J160-J41 B65819-J250-J41
N48	250 ± 3 % 315 ± 3 %	0,16 0,12	147 186	B65819-+250-A48 B65819-+315-A48

1) Replace the + by the code letter "A" or "N" for the required version.

Ungapped

Material	A_L value nH	μ_e	A_{L1min} nH	P_V W/set	Ordering code -J w/o center hole
N30	5000 + 30/- 20 %	2780			B65819-J-R30
T38	10000 +40/- 30 %	5570			B65819-J-Y38
N49	1900 + 30/- 20 %	1070	1070	< 0,22 (50 mT, 500 kHz, 100 °C)	B65819-J-R49
N87	2700 + 30/- 20 %	1510	1600	< 0,77 (200 mT, 100 kHz, 100 °C)	B65819-J-R87
N97 ¹⁾	2700 + 30/- 20 %	1510	1600	< 0,58 (200 mT, 100 kHz, 100 °C)	B65819-J-R97

1) Preliminary data

Coil former

Material: GFR thermosetting plastic; UL 94 V-0, insulation class to IEC 60085:
 B65820-B: F \triangleq max. operating temperature 155 °C); color code green
 B65820-W: H \triangleq max. operating temperature 180 °C); color code black

Solderability: to IEC 60068-2-20, test Ta, method 1 (aging 3): 235 °C, 2 s

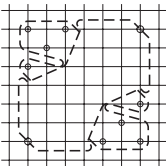
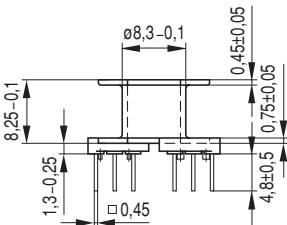
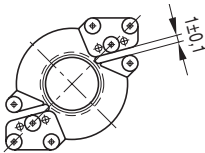
Resistance to soldering heat: to IEC 60068-2-20, test Tb, method 1B: 350 °C, 3,5 s

Winding: see "Processing Notes", page 153

Squared pins

For matching clamp and insulating washers see page 219

Sections	A_N mm ²	l_N mm	A_R value $\mu\Omega$	Pins	Ordering code
1	21,4	35,6	56	8	B65820-B1008-D1 B65820-W1008-D1



Hole arrangement
 View in
 mounting direction

FRM0276-3

Clamp

- With ground terminal, made of stainless spring steel (tinned), 0,4 mm thick
- Solderability to IEC 60068-2-20, test Ta, method 1 (aging 3): 235 °C, 2 s

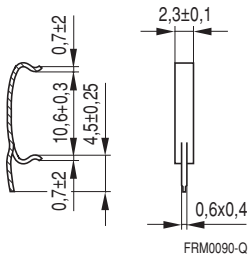
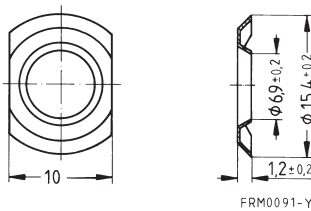
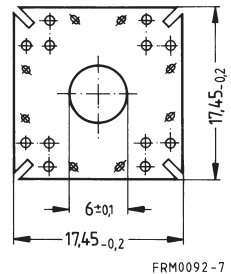
Insulating washer 1 between core and coil former

- For tolerance compensation and for insulation
- Made of polycarbonate (UL 94 V-0, insulation class to IEC 60085: E \geq 120 °C), 0,08 mm thick

Insulating washer 2 for double-clad PCBs

- Made of polycarbonate (UL 94 V-0, insulation class to IEC 60085: E \geq 120 °C), 0,3 mm thick

	Ordering code
Clamp (ordering code per piece, 2 are required)	B65820-B2001
Insulating washer 1 (reel packing, PU = 1 reel)	B65820-A5000
Insulating washer 2 (bulk)	B65820-C2005

Clamp

Insulating washer 1

Insulating washer 2


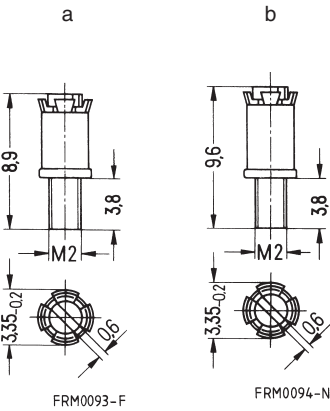
RM 7	B65659
Accessories	B63339

Adjusting screw

- Tube core with thread and core brake made of GFR polyterephthalate
- Plastic **adjusting screwdriver** (not shown)
- Plastic **handle** for adjusting screwdriver (not shown)

Core RM 7		Adjusting screw				Min. adjusting range %	Ordering code
Material	A _L value nH	Fig.	Tube core Ø × length mm	Material	Color code		
N48	250	a	2,60 × 3,7	N 22	red	12	B65659-F1-X23
	315	b	2,75 × 4,4	N 22	black	16	B65659-F3-X23
Adjusting screwdriver							B63399-B4
Handle							B63399-B5

Adjusting screws



Herausgegeben von EPCOS AG

Marketing Kommunikation, Postfach 80 17 09, 81617 München, DEUTSCHLAND

© EPCOS AG 2000. Alle Rechte vorbehalten. Vervielfältigung, Veröffentlichung, Verbreitung und Verwertung dieser Broschüre und ihres Inhalts ohne ausdrückliche Genehmigung der EPCOS AG nicht gestattet.

Mit den Angaben in dieser Broschüre werden die Bauelemente spezifiziert, keine Eigenschaften zugesichert. Bestellungen unterliegen den vom ZVEI empfohlenen Allgemeinen Lieferbedingungen für Erzeugnisse und Leistungen der Elektroindustrie, soweit nichts anderes vereinbart wird.

Diese Broschüre ersetzt die vorige Ausgabe.

Fragen über Technik, Preise und Liefermöglichkeiten richten Sie bitte an den Ihnen nächstgelegenen Vertrieb der EPCOS AG oder an unsere Vertriebsgesellschaften im Ausland.

Bauelemente können aufgrund technischer Erfordernisse Gefahrstoffe enthalten. Auskünfte darüber bitten wir unter Angabe des betreffenden Typs ebenfalls über die zuständige Vertriebsgesellschaft einzuholen.

Published by EPCOS AG

Marketing Communications, P.O. Box 80 17 09, 81617 Munich, GERMANY

© EPCOS AG 2000. All Rights Reserved. Reproduction, publication and dissemination of this brochure and the information contained therein without EPCOS' prior express consent is prohibited.

The information contained in this brochure describes the type of component and shall not be considered as guaranteed characteristics. Purchase orders are subject to the General Conditions for the Supply of Products and Services of the Electrical and Electronics Industry recommended by the ZVEI (German Electrical and Electronic Manufacturers' Association), unless otherwise agreed.

This brochure replaces the previous edition.

For questions on technology, prices and delivery please contact the Sales Offices of EPCOS AG or the international Representatives.

Due to technical requirements components may contain dangerous substances. For information on the type in question please also contact one of our Sales Offices.